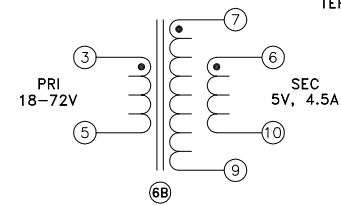
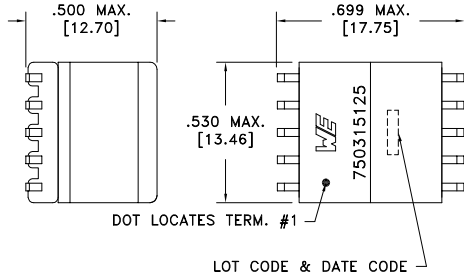
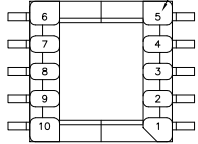


CUSTOMER TERMINAL	RoHS	LEAD(Pb)-FREE
Sn96%, Ag4%	Yes	Yes

more than you expect

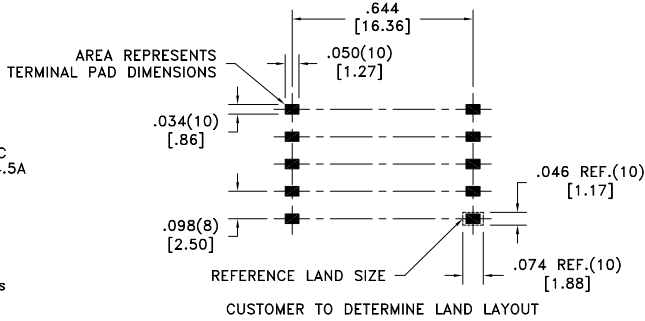


TERM. NO.'s FOR REF. ONLY



Application of the transformer requires the leadwires between terminals 6&7 and 9&10 be internally connected on the PCB.

Application of the transformer allows for the leadwires between terminals 6&7 and 9&10 to solder bridge.



ELECTRICAL SPECIFICATIONS @ 25°C unless otherwise noted:

PARAMETER	TEST CONDITIONS	VALUE
D.C. RESISTANCE	3-5 @20°C	0.100 ohms max.
D.C. RESISTANCE	6-10 @20°C	0.030 ohms max.
D.C. RESISTANCE	7-9 @20°C	0.030 ohms max.
INDUCTANCE	3-5 10kHz, 100mVAC, Ls	40uH ±10%
SATURATION CURRENT	20% rolloff from initial	3.8A
LEAKAGE INDUCTANCE	3-5 tie(6+7+9+10), 100kHz, 100mVAC, Ls	1uH typ., 2uH max.
DIELECTRIC	3-6 tie(9+10), 1875VAC, 1 second	1500VAC, 1 minute
URNS RATIO	(3-5):(6-10)	6:1, ±1%
URNS RATIO	(3-5):(7-9)	6:1, ±1%

GENERAL SPECIFICATIONS:

OPERATING TEMPERATURE RANGE: -40°C to +125°C including temp rise.

Wire insulation & RoHS status not affected by wire color.
Wire insulation color may vary depending on availability.

DETAILS SUBJECT TO CHANGE

REV.	DATE	Packaging Specifications Method: Tape & Reel PKG-0499 www.we-online.com/midcom		Tolerances unless otherwise specified: Angles: ±1° Fractions: ±1/64 Decimals: ±.005 [.13] Footprint: ±.005 [.13]	DRAWING TITLE TRANSFORMER	PART NO. 750315125
6B	3/16	SEE REVISION SHEET FOR REVISION LEVEL		This drawing is dual dimensioned. Dimensions in brackets are in millimeters.	eiSos p/n: 750315125	
6A	6/15					SPECIFICATION SHEET 1 OF 1