

TY - 141P

Description:

These transformers operate in the 200 Hz to 15,000 Hz range, making them suitable for a broad application spectrum in the audio industry. These devices are used in line matching, telephone coupling, pulse trigger, driver, interstage, output, isolation and input applications.

Operating Temperature Range: -20° C to 85° C

Electrical Specifications at 25° C:

- | | |
|-------------------------------|---------------------------------|
| 1. Primary Impedance: | 10000Ω CT |
| 2. Secondary Impedance: | 10000Ω CT |
| 3. Output: | 100mW |
| 4. Primary DC Unbalance: | 4 mA |
| 5. Frequency Response: | ± 2dB from 200 to 15,000 Hz |
| 6. Impedance Matching: | 10% over full frequency range |
| 7. Longitudinal Balance | > 45dB |
| 8. Insertion Loss @ 1K Hz: | < 1.5dB |
| 9. Return Loss: | > 26dB |
| 10. Total Harmonic Distortion | < 0.5% between 275Hz and 3.5KHz |
| 11. DCR: | |
| Primary (1-3) | 820Ω □□ Nominal □□ |
| Secondary (4-6) | 1070Ω Nominal |
| 12. Turns Ratio: | 1 : 1 |
| 13. Dielectric Strength | 1500V Pri to Sec to Core |

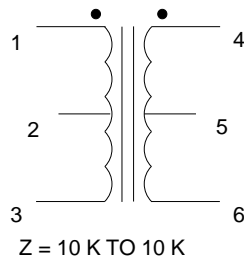
Construction:

Bobbin has plug-in terminals which are spaced to provide fixed mounting centers. Pins are rugged, minimizing the incidence of bent pins from handling.

Outline Dimensions:

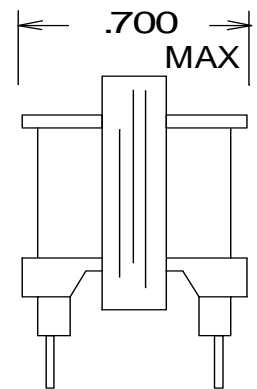

- A. Dimensions: As figures show
 B. PIN DIM. : .042" x .020"
 C. Weight. : 0.51 oz.

Schematic:



RoHS Compliance: As of manufacturing date February 2016, all standard products meet the requirements of 2015/863/EU, known as the RoHS 3 initiative.

*Upon printing, this document is considered "uncontrolled". Please contact Triad Magnetics website for the most current version. For soldering and washing information please see <http://www.triadmagnetics.com/faq.html>



DOT ABOVE #1 PIN
ON BOBBIN FLANGE

