


Click to  
**ORDER**  
samples

## AMES35-NZ



Enclosed

The AMES35-NZ is an AC/DC converter that offers much greater cost effectiveness due to material normalization and production automation also leading to improved reliability and performance. Offering a commercial input voltage range of 90-264VAC and an output voltage range from 5-48V, this series will offer many benefits to your new system design.

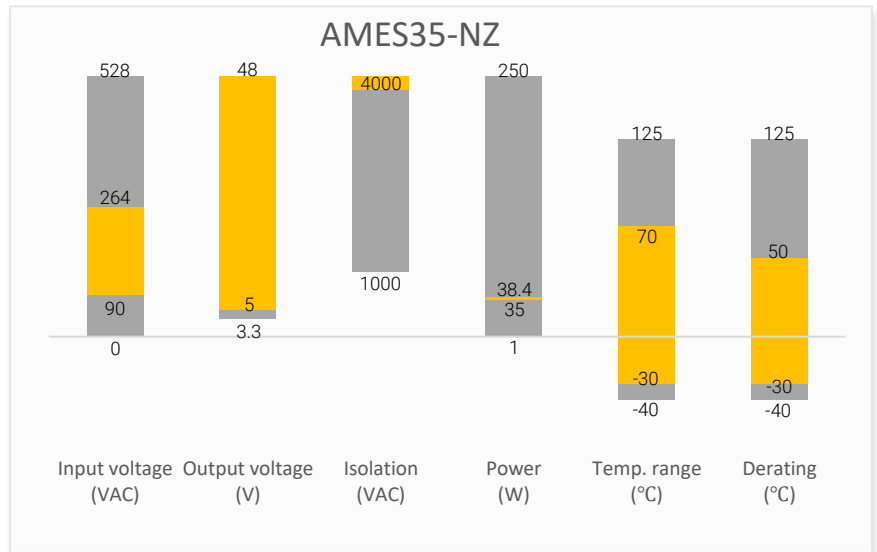
This new series offers great operating temperatures, from -30°C to 70°C and also features an isolation of 4000VAC for improved reliability and system safety. Furthermore, output short circuit protection (OSCP), output over-current protection (OCP) and output over-voltage protection (OVP) come standard with the series.

The AMES35-NZ is suitable for street lighting controls, grid power, instrumentation, industrial controls, communication, and civil applications.

## Features

- Universal Input: 90 - 264VAC/127 - 370VDC
- Operating Temp: -30 °C to +70 °C
- High isolation voltage: Up to 4000VAC
- Low ripple & noise, 200mV(p-p) typ.
- Output short circuit, over-current and over-voltage protection
- Regulated Output
- Optional conformal coating

## Summary



## Training



Product Training Video  
(click to open)



Press Release

Coming Soon!

Application Notes

## Applications



Power Grid



Industrial



Telecom



Instrumentation

## Models & Specifications

Single Output								
Model	Input Voltage (VAC/Hz)	Input Voltage (VDC)	Max Output Wattage (W)	Output Voltage (V)	Output Voltage Adjustable Range (V)	Output Current (A)	Maximum capacitive load ( $\mu$ F)	Efficiency @230VAC (%)
AMES35-5SNZ-P	90-264/ 47-63	127-370	35	5	4.5 - 5.5	7	8000	83
AMES35-12SNZ-P	90-264/ 47-63	127-370	36	12	10.2 - 13.8	3	1500	86
AMES35-15SNZ-P	90-264/ 47-63	127-370	36	15	13.5 - 18	2.4	1000	88
AMES35-24SNZ-P	90-264/ 47-63	127-370	36	24	21.6 - 28.8	1.5	750	88
AMES35-36SNZ-P	90-264/ 47-63	127-370	36	36	32.4 - 39.6	1	470	89
AMES35-48SNZ-P	90-264/ 47-63	127-370	38.4	48	43.2 - 52.8	0.8	220	90

Note: The "-P" suffix indicates a terminal protective cover (ex. AMES35-5SNZ-P). For optional conformal coating, add "Q" after the "-P" (ex. AMES35-5SNZ-PQ is conformal coated version with terminal protective cover).

Input Specifications				
Parameters	Conditions	Typical	Maximum	Units
Input current	115VAC	0.8		A
	230VAC	0.5		A
Inrush current	115VAC, Cold Start	25		A
	230VAC, Cold Start	45		A
Leakage current	240VAC		0.75	mA

Output Specifications				
Parameters	Conditions	Typical	Maximum	Units
Voltage accuracy	Full load, 5V output	$\pm 2$		%
	Full load, 12V,15V,24V,36V,48V output	$\pm 1$		%
Line regulation	Full load	$\pm 0.5$		%
Load regulation	0-100% load, 5V output	$\pm 1$		%
	0-100% load, 12V, 15V,24V,36V,48V output	$\pm 0.5$		%
Ripple & Noise*	5V, output	80		mV p-p
	12V,15V, output	120		mV p-p
	24V, output	150		mV p-p
	36V,48V output	200		mV p-p
Hold up time	115VAC	$\geq 12$		ms
	230VAC	$\geq 30$		ms

\* Ripple and Noise are measured at 20MHz bandwidth with a 47 $\mu$ F electrolytic capacitor and a 0.1 $\mu$ F ceramic capacitor. Please refer to the application note for specific details.

Isolation Specifications				
Parameters	Conditions	Typical	Rated	Units
Tested I/O voltage	60 sec, leakage current < 5mA		4000	VAC
Tested Input to GND voltage	60 sec, leakage current < 5mA		2000	VAC
Tested Output to GND voltage	60 sec, leakage current < 5mA		1250	VAC
Resistance (I/O, I/O to GND)	500VDC		100	M $\Omega$

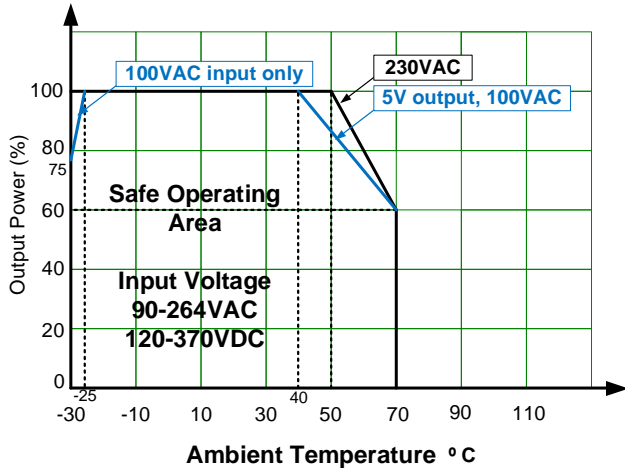
General Specifications				
Parameters	Conditions	Typical	Maximum	Units
Over voltage category	OVC III			
Over Current protection	Hiccup, Auto recovery	≥ 110	150	% of Iout
Over voltage protection	Output voltage turn off, Manual recovery, 5V output	≥ 5.75	6.75	VDC
	Output voltage turn off, Manual recovery, 12V output	≥ 13.8	16.2	VDC
	Output voltage turn off, Manual recovery, 15V output	≥ 18.75	21.75	VDC
	Output voltage turn off, Manual recovery, 24V output	≥ 28.8	33.6	VDC
	Output voltage turn off, Manual recovery, 36V output	≥ 41.4	48.6	VDC
	Output voltage turn off, Manual recovery, 48V output	≥ 55.2	64.8	VDC
Short circuit protection	Hiccup, Continuous, Auto recovery			
Switching frequency		65		KHz
Operating temperature	See derating graph	-30 to +70		°C
Storage temperature	10 ~ 95% RH non-condensing	-40 to +85		°C
Power derating	-30 °C to -25 °C, 100VAC	5		% / °C
	40 °C to 70 °C, 5V output, 100VAC	1.33		% / °C
	50 °C to 70 °C, Others	2		% / °C
	90VAC ~ 100VAC	2		% / VAC
Ambient temperature derating	Operating altitude > 2000m	5		°C / 1000m
Temperature coefficient	0°C to 50°C	±0.03		% / °C
Cooling	Free air convection			
Humidity	Non-condensing, Storage	≥ 10	95	% RH
	Non-condensing, Operating	≥ 20	90	% RH
Vibration	10~ 500Hz, 5G 10min./1cycle, 60min. each along X, Y,Z axes			
Case material	Metal			
Weight		230		g
Dimensions (L x W x H)	3.89 x 3.22 x 1.18inch (99.0 x 82.0 x 30.0mm)			
MTBF	> 600 000 hrs (MIL-HDBK -217F, t=+25°C)			
NOTE: All specifications in this datasheet are measured at an ambient temperature of 25°C, humidity<75%, nominal input voltage and at rated output load unless otherwise specified.				

Safety Specifications		
Parameters		
Standards	Over voltage category	Design to meet III; According to BS EN/EN61558, BS EN/EN50178, BS EN/EN60664-1, BS EN/EN62477-1;
	Information technology Equipment	Design to meet BS EN/EN62368-1, BS EN/EN61558-1, BS EN/EN60335-1
	EMC - Conducted and radiated emission	CISPR32 / EN55032, class B
	Harmonic current	IEC 61000-3-2, Class A
	Voltage Changes, Voltage Fluctuation and Flicker	IEC 61000-3-3, Class A
	Electrostatic Discharge Immunity	IEC 61000-4-2, Criteria A
	RF, Electromagnetic Field Immunity	IEC 61000-4-3, Criteria A
	Electrical Fast Transient/Burst Immunity	IEC 61000-4-4, Criteria A
	Surge Immunity	IEC 61000-4-5, Criteria A
	RF, Conducted Disturbance Immunity	IEC 61000-4-6, Criteria A
	Power-frequency Magnetic Field	IEC 61000-4-8, Criteria A
Voltage dips, Short Interruptions Immunity	IEC 61000-4-11, Criteria A	
Note: One magnetic bead (nickel-zinc ferrite) should be coupled with the output load line during CE/RE testing.		

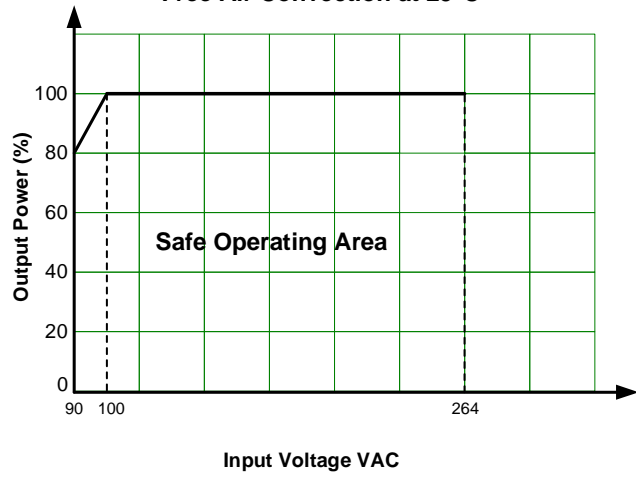
Derating



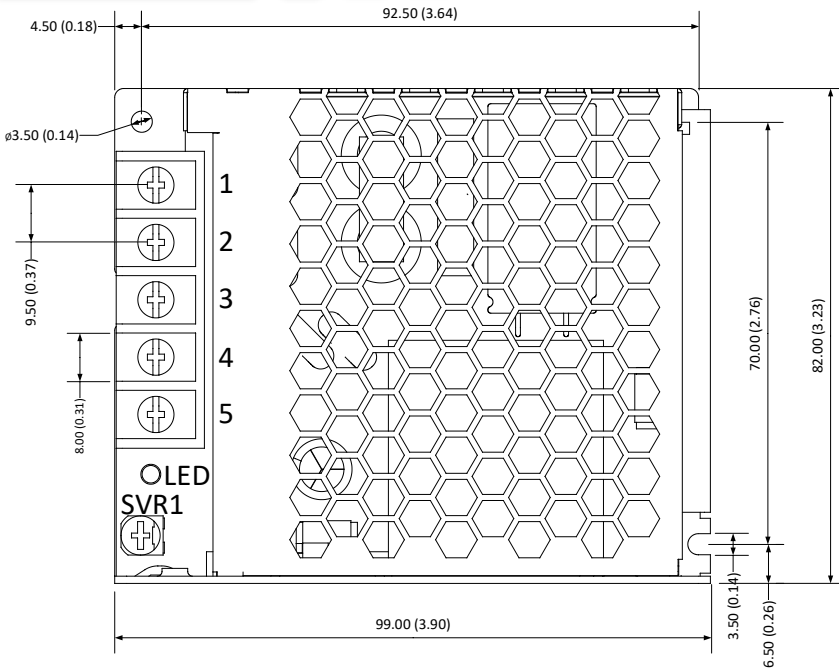
Free Air Convection



Free Air Convection at 25°C

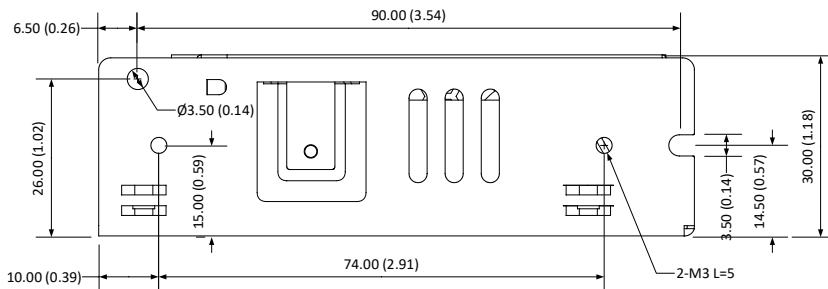
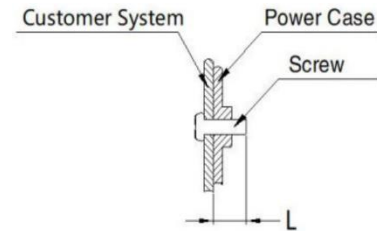


## Dimensions



Pin Output Specifications	
Pin	Single
1	Input (L)
2	Input (N)
3	PE GND
4	-V Output
5	+V Output

Screw Spec.	L(max)	Torque(max)
M3	5mm	0.4N·m
M3	3mm	0.4N·m



Note:

Unit: mm(inch)

Wire gauge: 22-12AWG

Connector tightening torque:

M3.5, 0.8N·m

General tolerance:  $\pm 1.0(\pm 0.04)$

**NOTE:** 1. Datasheets are updated as needed and as such, specifications are subject to change without notice. Once printed or downloaded, datasheets are no longer controlled by Aimtec; refer to [www.aimtec.com](http://www.aimtec.com) for the most current product specifications. 2. Product labels shown, including safety agency certifications on labels, may vary based on the date manufactured. 3. Mechanical drawings and specifications are for reference only. 4. All specifications are measured at an ambient temperature of 25°C, humidity<75%, nominal input voltage and at rated output load unless otherwise specified. 5. Aimtec may not have conducted destructive testing or chemical analysis on all internal components and chemicals at the time of publishing this document. CAS numbers and other limited information are considered proprietary and may not be available for release. 6. This product is not designed for use in critical life support systems, equipment used in hazardous environments, nuclear control systems or other such applications which necessitate specific safety and regulatory standards other the ones listed in this datasheet. 7. Warranty is in accordance with Aimtec's standard Terms of Sale available at [www.aimtec.com](http://www.aimtec.com).